



IAG Aeromotive FPR Bracket for 2008-19 Subaru STI


Part# - IAG-AFD-2010

Thank you for choosing the IAG Aeromotive FPR Bracket. IAG recommends professional installation for this product. If you do the installation yourself, please reference the OE Service Manual for steps not listed in these instructions. If you do not own a Service Manual you can access and download the Subaru Service Manual for your car online at techinfo.subaru.com (\$34.95).


Parts List		
Part Name	Quantity	Notes
FPR Bracket	1	Long Bracket with 4 Holes
M6 x 16mm Hex Head Screws	2	To Mount FPR Bracket



Shown is the bracket and (2) supplied bolts.




Install the FPR Bracket using the hardware supplied with the Aeromotive FPR. Pay attention to the orientation of the bracket in all 3 photos.



Top view of the FPR Bracket installed on the Aeromotive FPR.





Use the M6 x 16mm Hex Bolts to install the FPR Bracket.

